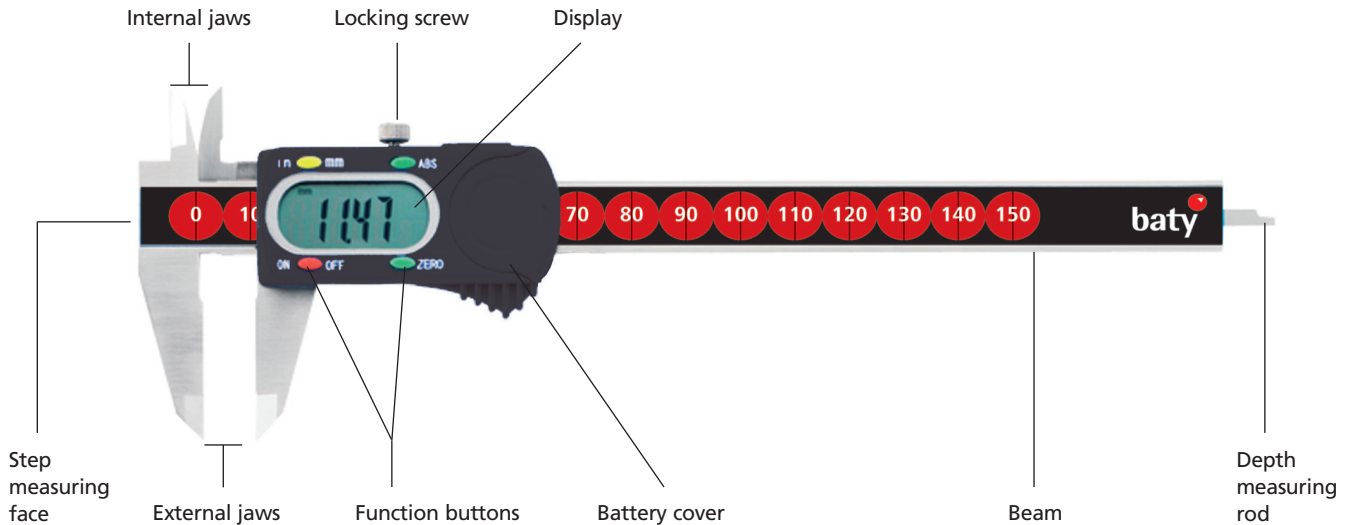


Calmaster Digital Caliper

Please carefully review these instructions to ensure proper and accurate use of your new Digital Caliper.



Precautions:

- Before using this Digital Caliper, clean the surface of the beam and sticker with a dry, clean cloth (or soaked with cleaning oil)
- Never apply voltage on any part of this Digital Caliper or engrave with an electro probe to avoid damaging the electronics
- Take out the battery if this Digital Caliper is to stay idle for an extended period of time

Functions:

- ON/OFF: Press <ON/OFF> button once to turn on. Press this button again to turn off
- Zero setting: Press <ZERO> function button
- Change measuring mode: Press <mm/in> function button
- Absolute/incremental: Press <ABS> button, to return to zero function, press this button again

Cleaning:

- Clean this Digital Caliper with a soft cloth
- DO NOT use any type of solvent
- DO NOT immerse this Digital Caliper in liquid

Specifications:

Measuring range:	4"/100mm, 6"/150mm, 8"/200mm, 12"/300mm
Resolution:	0.0005"/0.01mm
Accuracy:	±0.001"/±0.02mm (4"/100mm); ±0.001"/±0.02mm (6"/150mm); ±0.0012"/±0.03mm (8"/200mm); ±0.0016"/±0.03mm (12"/300mm)
Repeatability:	0.001"/0.01mm
Display:	LCD (10.0mm high)
Battery:	3.0V CR2032 Lithium
Battery life:	Approx 1 year
Measuring speed:	120"/3m per second
Working temperature:	0 - 40°
Relative humidity:	<80%
Storage temperature:	-10 – 60°C

Calmaster Digital Caliper

Battery replacement:

Once display begins flashing, slide off the battery cover and rubber gasket, then remove the battery by gently tapping the instrument in your hand. (Never try to force or pry the battery out). Insert the new battery with the positive pole "+" facing upwards and replace the gasket and cover.

Please dispose of used batteries at a proper collection centre.

RESET: In order to RESET the instrument, remove the battery, wait 30 seconds, replace the battery and turn the instrument on.

Precautions: Although a top quality product, certain precautions are required for any electronic instrument:

- Avoid exposure to all liquids and excessive humidity
- Avoid exposure to electromagnetic fields
- Do not expose the instrument to direct sunlight
- Do not attempt to disassemble this Digital Caliper for extended periods of time

Guarantee:

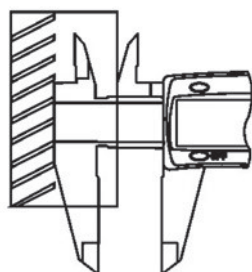
We guarantee this instrument against any fault of design, manufacture or material for a period of 12 months from the date of purchase. Any repair work carried out under the guarantee conditions is free of charge. Our responsibility is limited to the repair of the instrument or, if we consider it necessary, to its free replacement.

Declaration of conformity and confirmation of traceability of the values:

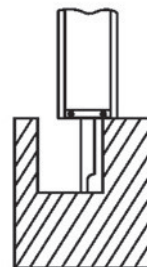
Thank you very much for your confidence in purchasing this product. We herewith certify that it was inspected in our works. We declare under our sole responsibility that this product is in conformity with standards and technical data as specified in our sales documents (instruction manual, leaflet, catalogue).

In addition, we certify that the measuring equipment used to check this product refers to national master standards, the traceability of measuring values is guaranteed by our Quality Assurance.

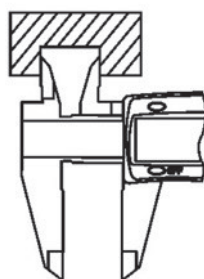
Examples of types of measurement:



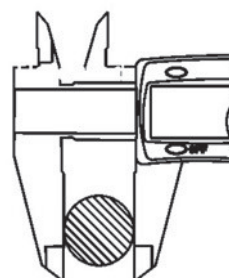
Step measurement



Depth measurement



Internal measurement



External measurement